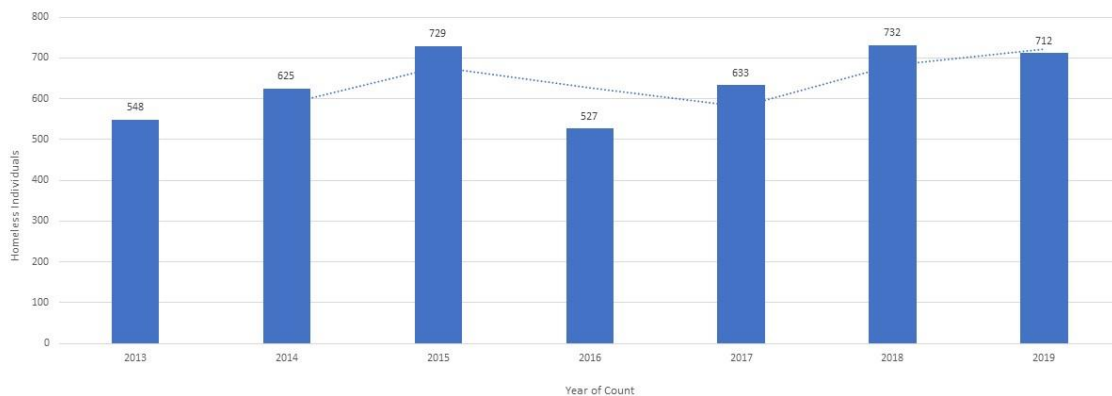


# Jackson County Point In Time Count

## Overview of 2019 Data

### PIT COUNT: Annual Comparison



2019 total count: reduction of 2.7% as compared to 2018 PIT.

The Point in Time Count groups individuals who are experiencing homelessness into two large categories: sheltered and unsheltered.

**Unsheltered:** 37% of those experiencing homelessness were unsheltered, meaning that they were living in vehicles or tents or in places not meant for human habitation. The 2019 Count of unsheltered individuals decreased by 8% over that of 2018.

**Sheltered:** Approximately two-thirds of those counted in the 2019 PIT resided in seasonal shelters, emergency shelters or transitional housing programs.



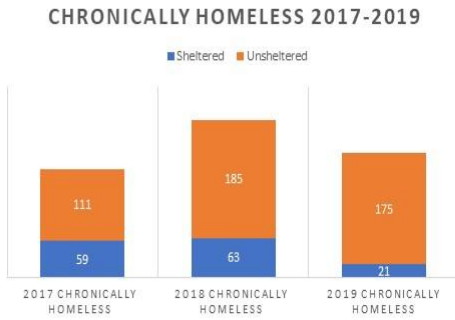
2019 Point in Time Count Conducted by Jackson County Continuum of Care

[www.jacksoncountycoc.org](http://www.jacksoncountycoc.org) 541-494-1209

[cwilkerson@accesshelps.org](mailto:cwilkerson@accesshelps.org)

# Chronically Homeless

In 2019, 27.5% of the Homeless Residents of Jackson County were Chronically Homeless.  
 In 2018, 33.8% of the Homeless Residents of Jackson County were Chronically Homeless.  
 In 2017, 26.8% of the Homeless Residents of Jackson County were Chronically Homeless.



**Chronically Homeless:**  
 Experiencing homelessness for 12 consecutive months with a disabling condition  
 OR  
 Experiencing 4 episodes of homeless in 3 years with a disabling condition.

**Disabling Conditions include:**  
 a diagnosable substance use disorder  
 a serious mental illness  
 developmental disability  
 chronic physical illness or disability, including the co-occurrence of two or more of these conditions

2019: Reduction of 18.6% of Those Who Meet Criteria of “Chronically Homeless.”

This dramatic decrease indicates that the length of homelessness episodes overall is decreasing. It is important to note that 1 in 4 of those experiencing homelessness in Jackson County currently are chronically homeless and are navigating through life with chronic conditions (see chart on next page).

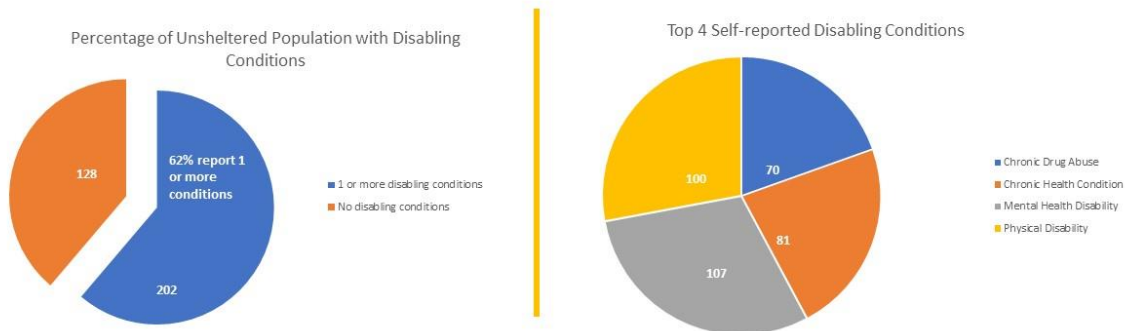


2019 Point in Time Count Conducted by Jackson County Continuum of Care

[www.jacksoncountycoc.org](http://www.jacksoncountycoc.org) 541-494-1209

[cwilkerson@accesshelps.org](mailto:cwilkerson@accesshelps.org)

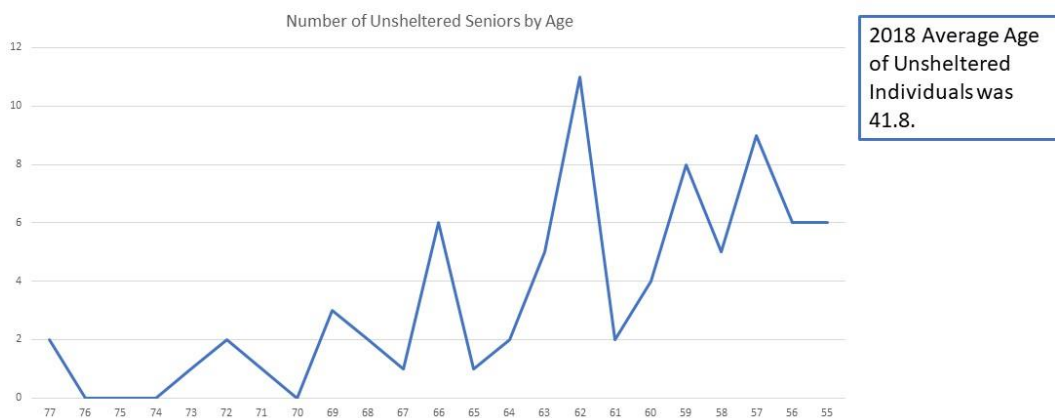
## Disabling Conditions Self-reported by 2019 Unsheltered Population



This chart demonstrates the breakdown of disabling conditions that were self-reported by those who were unsheltered.

## Rising Number of Unsheltered Seniors

Increasing Number of Unsheltered Seniors (55+): Seniors Comprise 23% of Unsheltered Count



Age is also a risk factor. Both of the winter seasonal shelters that were operational in Jackson County during the Winter of 2019, the Kelly Shelter in Medford and the Ashland Winter Shelter, reported an increase in the number of older adults who were seeking shelter beds. The graph above depicts the ages of those in the PIT count who were unsheltered.



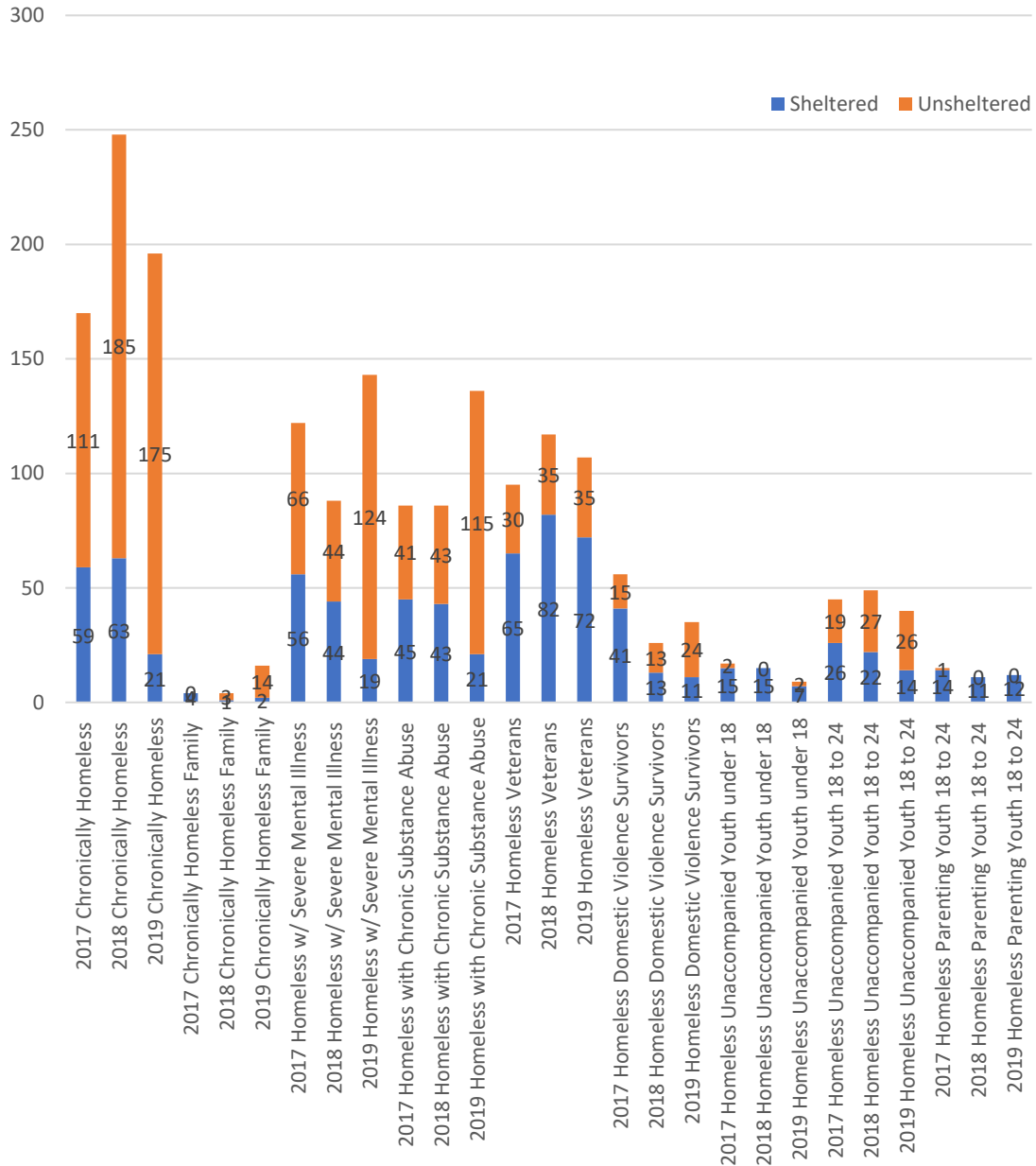
2019 Point in Time Count Conducted by Jackson County Continuum of Care

[www.jacksoncountycoc.org](http://www.jacksoncountycoc.org) 541-494-1209

[cwilkerson@accesshelps.org](mailto:cwilkerson@accesshelps.org)

# Subpopulation Comparison 2017-2019

## PIT Count By Population: 2017 - 2019 Comparison



The 2019 PIT data indicates an increase in the number of individuals experiencing homelessness who self-identify as having a severe mental illness or a chronic substance use disorder. In both of these categories, the 2019 number was a three-year high.



2019 Point in Time Count Conducted by Jackson County Continuum of Care

[www.jacksoncountycoc.org](http://www.jacksoncountycoc.org) 541-494-1209

[cwilkerson@accesshelps.org](mailto:cwilkerson@accesshelps.org)

## 2019 Root Causes of Homelessness in Jackson County



The chart above represents the top ten categories of answers provided by 459 respondents to this particular local question that the CoC added to the PIT survey. This question was open-ended to provide each person the opportunity to share his/her specific reasons. These top ten reasons represent 75.3% of the total responses.

When these reasons are grouped, the top cause of homelessness is relational and includes family discord, breakdown of relationships and divorce (24%). Other primary reasons included financial/economic hardships (17%), job loss (17%), and evictions (7%).



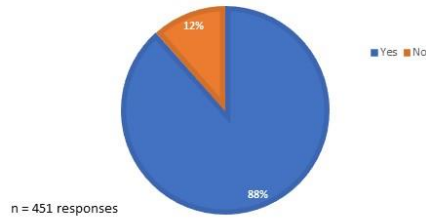
2019 Point in Time Count Conducted by Jackson County Continuum of Care

[www.jacksoncountycoc.org](http://www.jacksoncountycoc.org) 541-494-1209

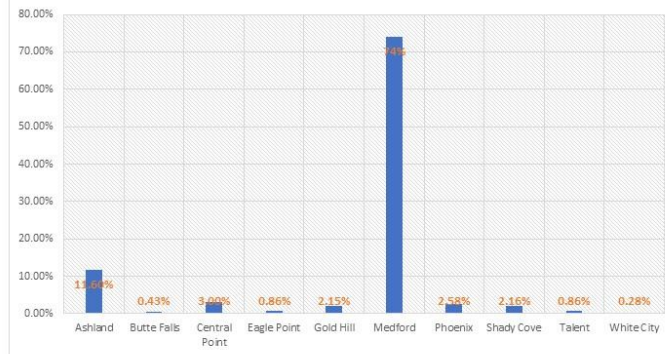
[cwilkerson@accesshelps.org](mailto:cwilkerson@accesshelps.org)

# Where is home?

DO YOU CONSIDER JACKSON COUNTY TO BE YOUR HOME?



WHERE DO YOU RESIDE?

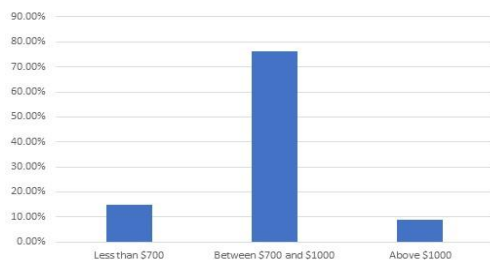


PIT Count volunteers surveyed people throughout Jackson County in emergency shelters and transitional housing facilities, at community meal sites, social service offices and food banks, known camp sites, at CoC-sponsored Resource Fairs, along the Bear Creek Greenway, and through street canvassing. Counts occurred in Ashland, Talent, Phoenix, Medford, Central Point, Gold Hill, Shady Cove, Rogue River, Butte Falls and Prospect.

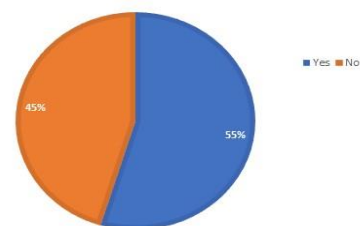
Individuals experiencing homelessness were located in all ten of these communities. Almost 86% of the total number surveyed reside in two communities: Ashland (11.6%) and Medford (74%).

# Monthly Income and Employment

SELF-REPORTED MONTHLY INCOME



HAS HOMELESSNESS PREVENTED YOUR FROM GAINING EMPLOYMENT?



2019 Point in Time Count Conducted by Jackson County Continuum of Care

[www.jacksoncountycoc.org](http://www.jacksoncountycoc.org) 541-494-1209

[cwilkerson@accesshelps.org](mailto:cwilkerson@accesshelps.org)

# Demographics

GENDER	Unsheltered	Sheltered
Female	112	124
Male	250	223
Transgender	1	1
Gender Non-Conforming	1	0

AGE	Unsheltered	Sheltered
Under age 18	13	13
Age 18 to 24	28	6
Over age 24	323	116

RACE	Unsheltered	Sheltered
White	302	294
Black/African American	8	13
Asian	0	1
American Indian/Alaska Native	25	11
Native Hawaiian/Other Pacific Islander	6	7
Multiple Races	23	22

ETHNICITY	Unsheltered	Sheltered
Non-Hispanic	319	306
Hispanic	45	42

Please note that these are the demographic categories used by HUD.



2019 Point in Time Count Conducted by Jackson County Continuum of Care

[www.jacksoncountycoc.org541-494-1209](http://www.jacksoncountycoc.org541-494-1209)

[cwilkerson@accesshelps.org](mailto:cwilkerson@accesshelps.org)